

Monoclonal Anti-SFTS-Gn Antibody, Human IgG1 (8F9)

Catalog # SFN-M764



BIOSYSTEMS
Acro

Source

Monoclonal Anti-SFTS-Gn Antibody, Human IgG1 (8F9) is a chimeric monoclonal antibody recombinantly expressed from HEK293, which combines the variable region of a mouse monoclonal antibody with Human constant domain.

Clone

8F9

Isotype

Human IgG1 | Human Kappa

Conjugate

Unconjugated

Antibody Type

Recombinant Monoclonal

Reactivity

Virus

Immunogen

Recombinant SFTS virus Gn Protein (Human/China/HB29/2010) is expressed from human 293 cells.

Specificity

Specifically recognizes SFTS virus Gn Protein (Human/China/HB29/2010).

Application

Application	Recommended Usage
ELISA	0.03-16 ng/mL

Purity

>95% as determined by SDS-PAGE.

Purification

Protein A purified/ Protein G purified

Formulation

Lyophilized from 0.22 µm filtered solution in PBS, pH7.4 with trehalose as protectant.

Contact us for customized product form or formulation.

Reconstitution

Please see Certificate of Analysis for specific instructions.

For best performance, we strongly recommend you to follow the reconstitution protocol provided in the CoA.

Storage


For long term storage, the product should be stored at lyophilized state at -20°C or lower.

Please avoid repeated freeze-thaw cycles.

This product is stable after storage at:

- -20°C to -70°C for 12 months in lyophilized state;
- -70°C for 3 months under sterile conditions after reconstitution.

SDS-PAGE



Discounts, Gifts,
and more!



➔ www.acrobiosystems.com

7/17/2024

Monoclonal Anti-SFTS-Gn Antibody, Human IgG1 (8F9)

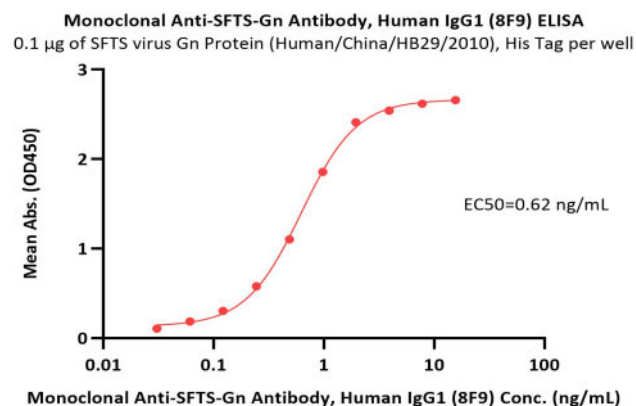
Catalog # SFN-M764



BIOSYSTEMS
Acro

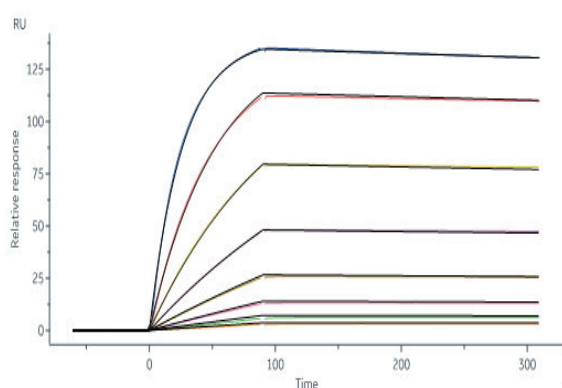
Monoclonal Anti-SFTS-Gn Antibody, Human IgG1 (8F9) on SDS-PAGE under reducing (R) condition. The gel was stained with Coomassie Blue. The purity of the protein is greater than 95% (With [Star Ribbon Pre-stained Protein Marker](#)).

Bioactivity-ELISA



Immobilized SFTS virus Gn Protein (Human/China/HB29/2010), His Tag (Cat. No. GNN-S52H3) at 1 µg/mL (100 µL/well) can bind Monoclonal Anti-SFTS-Gn Antibody, Human IgG1 (8F9) (Cat. No. SFN-M764) with a linear range of 0.03-2 ng/mL (QC tested).

Bioactivity-SPR



Monoclonal Anti-SFTS-Gn Antibody, Human IgG1 (8F9) (Cat. No. SFN-M764) captured on Protein A Chip can bind SFTS virus Gn Protein (Human/China/HB29/2010), His Tag (Cat. No. GNN-S52H3) with an affinity constant of 0.482 nM as determined in a SPR assay (Biacore 8K) (Routinely tested).

Background

Severe fever with thrombocytopenia syndrome (SFTS) is an emerging viral hemorrhagic fever (VHF) endemic to China, South Korea, Japan, and Vietnam. Severe fever with thrombocytopenia syndrome (SFTS) is an infectious disease with a high fatality rate, caused by SFTS virus (SFTSV). To our knowledge, no efficient SFTSV vaccine exists.

Clinical and Translational Updates

Discounts, Gifts,
and more!



➤ www.acrobiosystems.com

7/17/2024