



Synonym

Integrin alpha V beta 3,ITGAV&ITGB3

Source

Biotinylated Mouse ITGAV&ITGB3 Heterodimer Protein, His,Avitag&Tag Free(IT3-H82W3) is expressed from human 293 cells (HEK293). It contains AA Phe 31 - Val 988 & Glu 26 - Asp 717 (Accession # [P43406-1](#) & [O54890](#)). Predicted N-terminus: Phe 31 & Glu 26

Molecular Characterization

ITGAV (Phe 31 - Val 988) P43406-1	Acidic Tail	Poly-his	Avi
ITGB3 (Glu 26 - Asp 717) O54890	Basic Tail		

The protein has a calculated MW of 114.2 kDa & 81.6 kDa. The protein migrates as 115-130 kDa and 75-80 kDa when calibrated against [Star Ribbon Pre-stained Protein Marker](#) under non-reducing (NR) condition (SDS-PAGE) due to glycosylation.

Labeling

Biotinylation of this product is performed using Avitag™ technology. Briefly, the single lysine residue in the Avitag is enzymatically labeled with biotin.

Protein Ratio

Passed as determined by the HABA assay / binding ELISA.

Endotoxin

Less than 1.0 EU per µg by the LAL method.

Purity

>95% as determined by SDS-PAGE.

Formulation

Lyophilized from 0.22 µm filtered solution in 50 mM Tris, 150 mM NaCl, pH7.5 with trehalose as protectant.

Contact us for customized product form or formulation.

Reconstitution

Please see Certificate of Analysis for specific instructions.

For best performance, we strongly recommend you to follow the reconstitution protocol provided in the CoA.

Storage

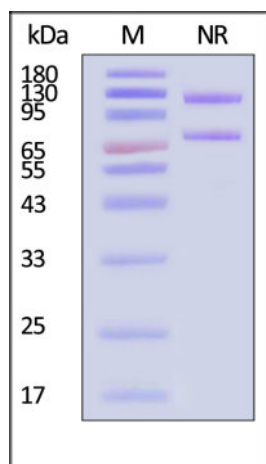
For long term storage, the product should be stored at lyophilized state at -20°C or lower.

Please avoid repeated freeze-thaw cycles.

This product is stable after storage at:

- -20°C to -70°C for 12 months in lyophilized state;
- -70°C for 3 months under sterile conditions after reconstitution.

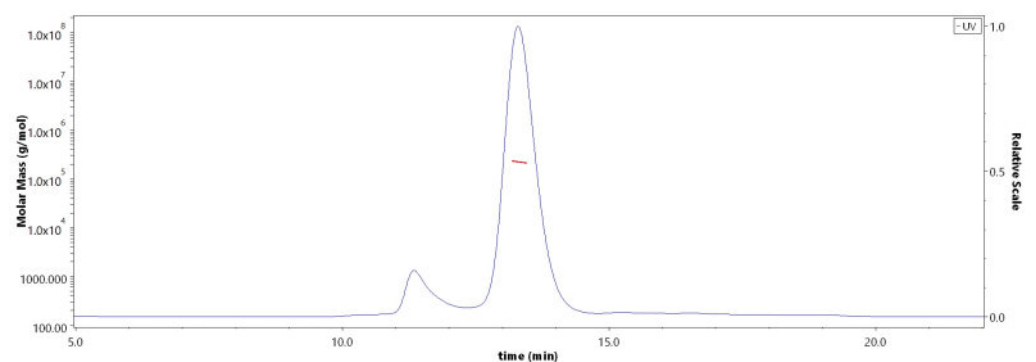
SDS-PAGE



Biotinylated Mouse ITGAV&ITGB3 Heterodimer Protein, His,Avitag&Tag Free on SDS-PAGE under non-reducing (NR) condition. The gel was stained with Coomassie Blue. The purity of the protein is greater than 95% (With [Star Ribbon Pre-stained Protein Marker](#)).

Bioactivity-ELISA

SEC-MALS



The purity of Biotinylated Mouse ITGAV&ITGB3 Heterodimer Protein, His,Avitag&Tag Free (Cat. No. IT3-H82W3) is more than 85% and the molecular weight of this protein is around 200-240 kDa verified by SEC-MALS.

[Report](#)

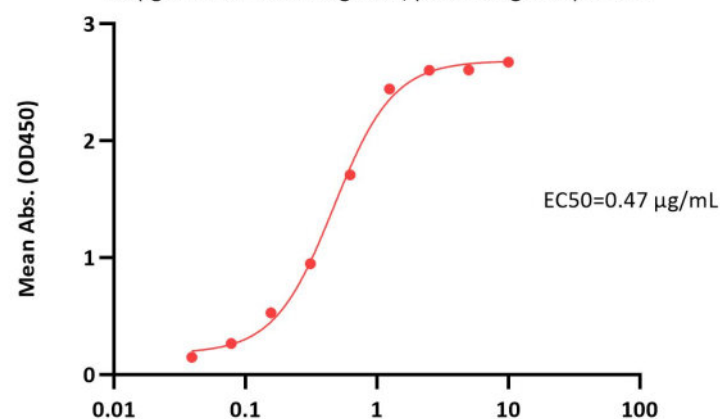
Discounts, Gifts,
and more!





Biotinylated Mouse ITGAV&ITGB3 Heterodimer Protein, His,Avitag&Tag Free ELISA

0.5 µg of Fibronectin fragment, premium grade per well



Biotinylated Mouse ITGAV&ITGB3 Heterodimer Protein, His,Avitag&Tag Free Conc. (µg/mL)

Immobilized Fibronectin fragment, premium grade (Cat. No. FIN-H5113) at 5 µg/mL (100 µL/well) can bind Biotinylated Mouse ITGAV&ITGB3 Heterodimer Protein, His,Avitag&Tag Free (Cat. No. IT3-H82W3) with a linear range of 0.039-1.25 µg/mL (QC tested).

Background

Integrin alpha-V/beta-3 (ITGAV:ITGB3) is a receptor for cytotactin, fibronectin, laminin, matrix metalloproteinase-2, osteopontin, osteomodulin, prothrombin, thrombospondin, vitronectin and von Willebrand factor. Integrins alpha-IIb/beta-3 and alpha-V/beta-3 recognize the sequence R-G-D in a wide array of ligands. Also, Integrin alpha-V/beta-3 acts as a receptor for herpes virus 8/HHV-8, coxsackievirus A9, Hantaan virus, cytomegalovirus/HHV-5, human metapneumovirus, human parechovirus 1 and west nile virus. Furthermore, in case of HIV-1 infection, the interaction with extracellular viral Tat protein seems to enhance angiogenesis in Kaposi's sarcoma lesions.

Clinical and Translational Updates

Discounts, Gifts,
and more!

